


CHARACTER EDUCATION

COOPERATION



COOPERATION



TABLE OF CONTENTS

FORMS & SUPPLEMENTS

Parent Letter.....	3
Writing Prompts & Recommended Read Alouds.....	4
Morning Announcements.....	5
Reward Tags and Bookmarks.....	6-7
Pre and Post Survey.....	8-9
Certificate.....	10-11

ACTIVITIES

Ways to Cooperate.....	12-17
Students/Leaders/Careers/Digital Cooperation.....	18-21
Cooperative or not?	22-23
Cause and Effect.....	24-29
Road to Cooperation.....	30-35
A Cooperative World	36-44
Self-reflection.....	45-47
Task Cards: Think and Discuss.....	48-58
Situation Cards: What would you do?	59-69

BULLETIN BOARD/DÉCOR ELEMENTS & GOOGLE LINK

Definition Posters.....	70-73
Quote Poster.....	74
Students/Careers/Leaders/ Digital Posters.....	75-78
Cooperation looks/feels/sounds like	79-81
Cooperation Pledge.....	82-83
Bulletin Board Letters.....	84-87
Google Slides Link & Instructions.....	88


COOPERATION

PARENT LETTER

Hello Parents,

We are learning all about Cooperation. We defined cooperating as: Working well together to get something done.


Here are some ways you can teach Cooperation to your child at home:



Practice taking turns with siblings.



Helping a parent build or put something together.



Pick a hobby (cooking, sports, puzzles) and invite all family members to work on it together.



Schedule a time when all members of the family can work together to complete household chores.

Commands (although sometimes necessary) can bring about resistance, while suggestion brings out cooperation. Example: "Your room is so messy we might not be able to find things we need, let's clean it up so we can find our toys easier."

COOPERATION

WRITING PROMPTS

1. What makes you a cooperative or uncooperative person?
2. What would happen at a job if you were not able to cooperate with others?
3. Think of a time where you compromised to resolve a conflict. Explain the situation and how the compromise helped.
4. When working in a group, how does it feel when one person has to do more of the work than the others?
5. When working in a group, what happens when one person dominates the group and insists on things being done their way?
6. Think of a time when you had to work with someone that you did not want to work with, what did you do?
7. Describe a time when you were not cooperative. How did it make you feel? What did you learn from that?

COOPERATION

RECOMMENDED READ ALOUDS

- *How the Crayons saved the Rainbow by Monica Sweeney
- *Swimmy by Leo Lionni
- *Team isn't my thing, and I don't like to share by Julia Cook
- *When Pencil met Eraser by Karen Kilpatrick
- *Eraser by Anna Kang
- *Scooper and Dumper by Lindsay Ward
- *A little spot of Teamwork by Diane Alber
- *Office Buckle & Gloria by Peggy Rathmann
- *The hard hat for kids by Jon Gordon
- *Stick and stone by Beth Ferry
- *Up the Creek by Nicholas Oldland
- *Pencil: a Story with a Point by Ann Ingalls
- *After the Rain by Rebecca Koehn
- *What if everybody did that? by Ellen Javernick

COOPERATION

MORNING ANNOUNCEMENTS

Name: _____

Date: _____

***Week 1:** We are learning all about Cooperation. We defined being cooperative as working well with others to get something done. Some ways you can cooperate at school are taking turns, sharing, compromising, doing your part in a group activity, including others, listening to the ideas of others, and encouraging others.

***Week 2:** We are continuing to learn all about Cooperation. Remember being cooperative means working together to get something done. Some ways that you can be cooperative at home are sharing with a sibling, pitching in with chores, helping a parent build something, cooking a meal with your parent and playing a game together.

***Week 3:** We are continuing to learn all about Cooperation. Remember being cooperative means working well with others. Some ways that you can be cooperative in your community is by joining a sports team, taking turns on the playground, and working with a neighbor to do a community service project.

***Week 4:** As we continue to learn about Cooperation, let's reflect on this quote by Henry Ford, "Coming together is a beginning, staying together is progress, and working together is success." This means in order to be successful, we need to all learn to work together. What is one way you will cooperate today?

***Week 5:** Cooperation is an essential trait to have for many careers. Construction workers for example show a lot of cooperation. Construction workers work to build things and are responsible for loading and unloading building materials, removing debris, and operating heavy equipment. Construction workers work together to keep the construction site clean by removing rubble and keeping supplies in order. When operating large machines, one person drives while others on the ground help to navigate and complete the task. One person may be operating the excavator to dig up dirt, another taking the dirt away in the dump truck. Each person contributes to help build something new.

***Week 6:** Cooperation is also shown by many leaders throughout history and is an important feature of being a leader. One such leader was Sacagawea. Sacagawea was a Native American woman who at age 16, helped the Lewis and Clark Expedition to explore the Louisiana Territory. She traveled thousands of miles from North Dakota to the Pacific Ocean and back, all with a 2-month-old baby. She helped to communicate and translate with different Native American Tribes and helped navigate the difficult terrain. Sacagawea also helped to identify roots, plants and berries that were edible or could be used as medicine. She survived illness, floods, extreme temperatures, food shortages, and much more but successfully helped to complete the expedition.

I SHOWED COOPERATION



**I SHOWED
COOPERATION**



I SHOWED COOPERATION



I SHOWED COOPERATION



I SHOWED COOPERATION



I SHOWED COOPERATION



I SHOWED COOPERATION



I SHOWED COOPERATION



I SHOWED COOPERATION



I SHOWED COOPERATION



I SHOWED COOPERATION



I SHOWED COOPERATION



I SHOWED COOPERATION



**I SHOWED
COOPERATION**



I SHOWED COOPERATION



I CAN
COOPERATE

BY

WORKING

WELL

together AS

A team TO

GET

SOMETHING

done.



CHARACTER EDUCATION

I CAN
COOPERATE

BY

WORKING

WELL

together AS

A team TO

GET

SOMETHING

done.



CHARACTER EDUCATION

I CAN
COOPERATE

BY

WORKING

WELL

together AS

A team TO

GET

SOMETHING

done.



CHARACTER EDUCATION

I CAN
COOPERATE

BY

WORKING

WELL

together AS

A team TO

GET

SOMETHING

done.



CHARACTER EDUCATION

I CAN
COOPERATE

BY

WORKING

WELL

together AS

A team TO

GET

SOMETHING

done.



CHARACTER EDUCATION

COOPERATION

PRE-SURVEY

Name: _____

Date: _____

I am learning to cooperate.



Always



Sometimes



Hardly



Never

I can define what cooperation means.				
I can identify ways to cooperate.				
I can recognize cooperative behavior.				
I cooperate in the classroom.				
I cooperate at home.				
Cooperation is important to me.				
I think about showing cooperation before I do something.				

COOPERATION

POST-SURVEY

Name: _____

Date: _____

I am learning to cooperate.



Always



Sometimes



Hardly



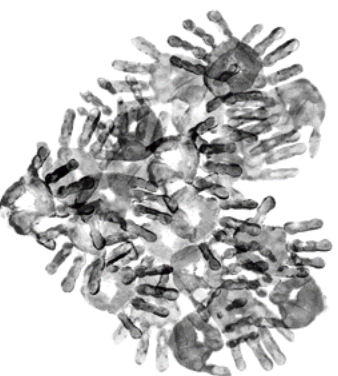
Never

I can define what cooperation means.				
I can identify ways to cooperate.				
I can recognize cooperative behavior.				
I cooperate in the classroom.				
I cooperate at home.				
Cooperation is important to me.				
I think about showing cooperation before I do something.				

COOPERATION GOOD CHARACTER AWARD

Presented to:

Teacher



Date

COOPERATION GOOD CHARACTER AWARD

Presented to:



Teacher

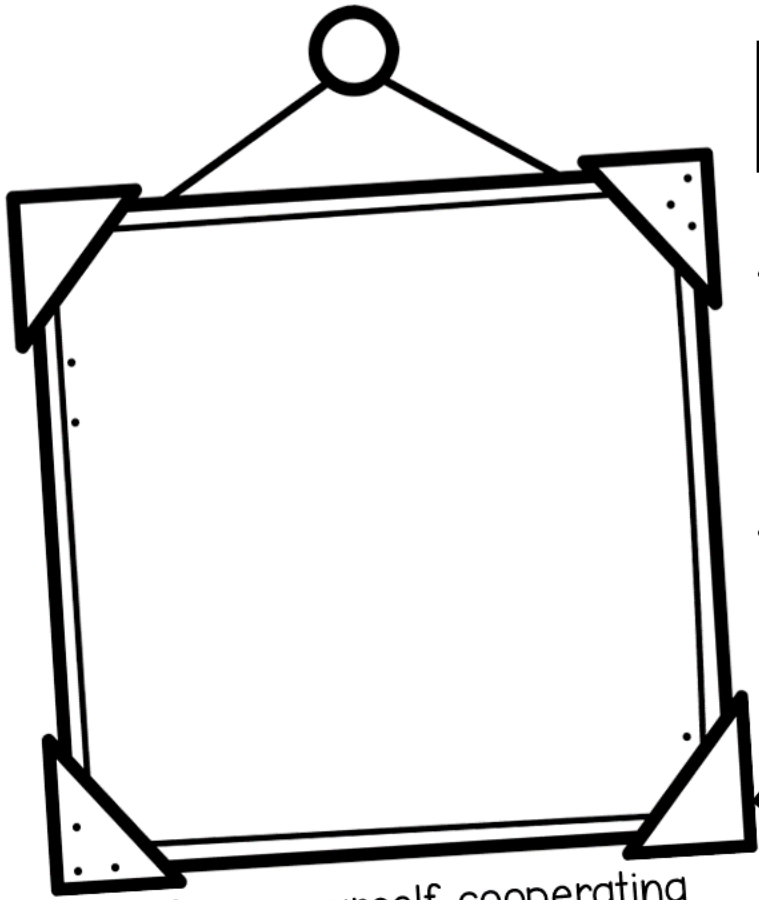
Date

COOPERATION

WAYS TO COOPERATE



Name: _____

Date: _____



Draw yourself cooperating
with others.

I can cooperate by...



What does Cooperation mean to me?



COOPERATION


WAYS TO COOPERATE

Name: _____

Date: _____




Ways I can Cooperate at School




Join a student group
like safety patrol or
student council.

Take turns.



Show respect
for all group
members.

Share materials
and supplies.



Listen to the
ideas of others.



Find peaceful
solutions through
compromise.



Work in
harmony
with others.



Let others
speak.



Do your part in
group work.

COOPERATION

WAYS TO COOPERATE


Name: _____

Date: _____



Ways I can Cooperate at Home

Work with family members to play a game.



Take turns with a sibling.



Help complete a chore.



Share toys with a sibling.



Start a family group project.



Cook a meal with your parent.




Build something with your parent.



Help to care for a pet.



Participate in the dinner conversation.



COOPERATION

WAYS TO COOPERATE

Name: _____

Date: _____



Ways I can Cooperate in my Community

Join a sports team.



Offer to help a neighbor.



Help to search for a lost pet.



Take turns at the basketball courts.



Encourage the new neighbor to join in and play.



Share the playground equipment.



Start up a lemonade stand with your neighbor friend.



Work with others to clean the neighborhood up.



Work together to complete a community service project.





CUT AND



PASTE ONTO NEXT PAGE

Share materials and supplies
with classmates.

Work with family members to
play a game.

Join a student group like safety
patrol or student council.

Help to search for
a lost pet.

Participate in the
dinner conversation.

Start up a lemonade stand
with your neighbor friend.

Find peaceful solutions
through compromise.

Cook a meal with your parent.

Build something
with your parent.

Offer to help a
neighbor.

Take turns with a sibling.

Do your part in
group work.

Encourage the new
neighbor to join in and play.

Share the playground
equipment.

Work in harmony with your
classmates.

Work with others to clean the
neighborhood up.

Show respect for all
group members.

Start a family group project.

COOPERATION

WAYS TO COOPERATE SORT

Name: _____

Date: _____

Ways I can cooperate in
my School

Ways I can cooperate in my
Home

Ways I can cooperate in my
Community

COOPERATION


STUDENTS WITH CHARACTER

Name: _____

Date: _____

Students who Cooperate

PUZZLE FRIENDS



Thomas and Diana are working on a puzzle together, Thomas wants to work on the top of the puzzle first, but Diana wants to work on the bottom of the puzzle first. They both think their way will be the best and fastest way to complete the puzzle. After explaining their reasons, they both decide to compromise and work on the border of the puzzle first instead.

How did these students show Cooperation?



COOPERATION

LEADERS WITH CHARACTER

Name: _____

Date: _____

Leaders who Cooperate

SACAGAWEA



Sacagawea was a Native American woman who at age 16, helped the Lewis and Clark Expedition to explore the Louisiana Territory. She traveled thousands of miles from North Dakota to the Pacific Ocean and back, all with a 2-month-old baby. She helped to communicate and translate with different Native American Tribes and helped navigate the difficult terrain. Sacagawea also helped to identify roots, plants and berries that were edible or could be used as medicine. She survived illness, floods, extreme temperatures, food shortages, and much more but successfully helped to complete the expedition.

How did Sacagawea show Cooperation?



COOPERATION

CAREERS WITH CHARACTER

Name: _____

Date: _____

Cooperation Careers

CONSTRUCTION WORKER



Construction workers work to build things and are responsible for loading and unloading building materials, removing debris, and operating heavy equipment. Construction workers work together to keep the construction site clean by removing rubble and keeping supplies in order. When operating large machines, one person drives while others on the ground help to navigate and complete the task. One person may be operating the excavator to dig up dirt, another taking the dirt away in the dump truck. Each person contributes to help build something new.

How do Construction Workers show Cooperation?



COOPERATION

DIGITAL CHARACTER

Name: _____

Date: _____

Digital Cooperation

ONLINE LEARNING



Mrs. Garcia's online class is coming up with ideas for their Science project. She asks the class if anyone would like to share their idea and a few students raise their hand, while the others wait patiently to hear what they have to say. Each student waits their turn to talk by keeping their mute button on, listens to each other's ideas, and then decides which one they want to do together. They are careful not to interrupt one another. They also understand that only one person's idea can be chosen, so they do not get upset if it is not their idea picked.

How did they show digital Cooperation?




Compromising to
solve a conflict.



Bossing
people
around.

Doing your part
of the group
work.



Sharing with
someone.



Letting others
do all the work.

Expecting
to get
your way.



Listening to ideas
from others.



Being stubborn.



Not
listening to
ideas of
other group
members.

Refusing to
share.



Helping
someone.

Taking turns.




COOPERATION

COOPERATING OR NOT? SORT

Name: _____

Date: _____



THIS IS COOPERATING

--

--

--

--

--

--



THIS IS NOT COOPERATING

--

--

--

--

--

--

COOPERATION

CAUSE & EFFECT

Name: _____

Date: _____

CAUSE

Read the situations and determine what effect that decision will have.

EFFECT

You refuse to share the class computer.

You don't do your part of the group work that is due.

You decide to go with your group member's idea for the project instead of your own idea.

COOPERATION

CAUSE & EFFECT

Name: _____

Date: _____

CAUSE

Read the situations and determine what effect that decision will have.

EFFECT

You help a classmate who is struggling to finish cleaning up their station.

You tell everyone in the group that your idea is the best one and they should agree.

You don't want to continue arguing with your friend, so you try to find a compromise.

COOPERATION

CAUSE & EFFECT

Name: _____

Date: _____

CAUSE

Read the situations and determine what effect that decision will have.

EFFECT

You let your
classmate take a
turn being the line
leader.

You work hard to
finish your part of
the group work on
time.

You notice your
sister is struggling
to finish a puzzle
and offer to help
her.

COOPERATION

CAUSE & EFFECT

Name: _____

Date: _____

CAUSE

Read the situations and determine what effect that decision will have.

EFFECT

Your team needs someone to sit out for this round and you volunteer.

Your parent wants everyone to pitch in to finish chores, but you don't want to.

You have been on the swings for a while and a classmate asks to take a turn, but you tell them no.

COOPERATION

CAUSE & EFFECT

Name: _____

Date: _____

CAUSE

Read the situations and determine what effect that decision will have.

EFFECT

Someone in the group is explaining their idea and you interrupt them to talk about your idea.

You have been playing video games and it's your brother's turn, but you tell him you don't want to stop playing.

You notice that one teammate has not had a chance to play, so you give him your turn.

COOPERATION

CAUSE & EFFECT

Name: _____

Date: _____

CAUSE

Read the situations and determine what effect that decision will have.

EFFECT

Your friend left their supply box at home, so you lend them a few of yours.

When your classmate is explaining their idea, you say that you think their idea is stupid.

You notice that your friend has a lot to carry, you offer to help carry it all together.

COOPERATION

ROAD TO COOPERATION

Name: _____

Date: _____

ROAD TO COOPERATION: COLOR THE CAR OF YOUR ANSWER.

At recess, your friend wants to play dodgeball, but you want to play soccer.



Play soccer without your friend.



Convince your friend to play soccer.



Offer to play dodgeball half the time and soccer the other half.

Your teacher told you and a classmate that you both can play with a ball but there is only one ball available.



Share the ball.



Take the ball and leave the classmate with nothing.



Argue with the classmate over who gets the ball.

You and a classmate both want to use the class computer.



Argue with the classmate.



Offer to split the time of computer use.



Let the classmate use it.

COOPERATION

ROAD TO COOPERATION

Name: _____

Date: _____

ROAD TO COOPERATION: COLOR THE CAR OF YOUR ANSWER.

Your teacher
accidentally assigns
you and another
student the same
classroom job.



Let the other student do all the
work.



Do all the work yourself.



Split the work up between the
two of you.

You and your sister
want to watch a
movie but cannot
agree on the movie
to see.



Watch the one your sister
wants to see.



Refuse to watch anything if you
don't watch what you want.



Offer to watch her show but
next time you get to pick.

A group member
offers an idea that is
different than your
idea.



Listen and offer encouragement.



Tell them your idea is better.



Interrupt them before they can
finish.

COOPERATION

ROAD TO COOPERATION

Name: _____

Date: _____

ROAD TO COOPERATION: COLOR THE CAR OF YOUR ANSWER.

One group member
is doing most of the
work for the whole
group.



Offer to take some more work
on to help.



Let them do all the work.



Demand that others help.

One group member
is bossing around all
the other members.



Ignore it.



Tell her she is being too bossy.



Ask her to consider the
opinions and ideas of others.

The topic your group
picks is not one that
you like.



Tell them you hate it.



Refuse to do that topic.



Go along with what the group
wants to do.

COOPERATION

ROAD TO COOPERATION

Name: _____

Date: _____

ROAD TO COOPERATION: COLOR THE CAR OF YOUR ANSWER.

Your parent says that you are all going to work together to rake the leaves in the yard today.



You work slow so you don't have to do much.



Show up late so most of the work is already done.



Do your part and help out.

You get assigned to work with someone that you don't really like.



Work together and try to be civil.



Refuse to work with that person.



Tell them to do all the work.

A bunch of neighbors are all working to clean up the trash at the local park.



Tell them they are doing a good job.



Pitch in and help clean up.



Quickly go by them so they don't ask you to help.

COOPERATION

ROAD TO COOPERATION

Name: _____

Date: _____

ROAD TO COOPERATION: COLOR THE CAR OF YOUR ANSWER.

You finish your homework early and see your little brother struggling with his homework.



Go play a game.



Ignore him.



Offer to help him.

You notice that your friend has not had a turn to play the game and you already had a turn.



Offer to let your friend play.



Ignore your friend.



Tell them to play after you.

You see someone drop their books in the hallway.



Ignore it.



Help them pick up the books.



Wave at them.

COOPERATION

ROAD TO COOPERATION

Name: _____

Date: _____

ROAD TO COOPERATION: COLOR THE CAR OF YOUR ANSWER.

Your friend wants to play a game that you do not want to play.



Offer to play it for a little and then a different game.



Refuse to play.



Demand they play what you want to play.

Your teacher asks you to help clean up a mess that you did not make.



Tell her you did not make the mess.



Don't clean it up.



Help clean it up anyways.

Your parent asks you to help do an extra chore in the house.



Help out and do it.



Ask why you have to do it.



Ask if your sibling has to do an extra chore.


COOPERATION

A COOPERATING WORLD

Name: _____

Date: _____

What does cooperation look like? Circle the people who look like they are cooperating.



Describe how the cooperating people look like and what they are doing:

Describe how the uncooperating people look like and what they are doing:


COOPERATION

A COOPERATING WORLD

Name: _____

Date: _____

What does cooperation look like? Circle the people who look like they are cooperating.



Describe how the cooperating people look like and what they are doing:

Describe how the uncooperating people look like and what they are doing:

COOPERATION

A COOPERATING WORLD

Name: _____

Date: _____

COOPERATION STATION

In order to reach the Cooperation Station, you have to be able to do certain things that show you can cooperate. Pick three cooperative behaviors below that you want to show and give an example how you will do it.

Work with others to complete a task.

Listen to others

Take turns.

Do my part of a task.

Share.

Encourage others.

Compromise.


Compliment others.

Make others feel needed.

Include others.

Find a peaceful solution.

Consider other ideas besides your own.



Treat others the way you want to be treated.

Work with someone new.

Speak respectfully.

Be kind.

Speak with a calm voice.

Be flexible.

Play fairly.

Be a good sport.

Let someone else go first.

Show appreciation for what others have done.

STATION ONE

Cooperative behavior:

How I will show it:

STATION TWO

Cooperative behavior:

How I will show it:

STATION THREE

Cooperative behavior:

How I will show it:

COOPERATION

A COOPERATING WORLD

Name: _____

Date: _____

TEAMWORK

Being part of a team means working together for a common goal. Each team member must do their part to help the team succeed.



Tips for being a good team member:

Communicate with your teammates

Listen to your teammates.

Be reliable.

Be kind.

Use constructive criticism.

Have a positive and optimistic attitude.

Trust your teammates to do their part.

Play fairly.

Be a good sport.

Cheer on your teammates.

Compliment others on their strengths.



The last time I was part of a team was when....

The best part of being part of a team is...

The hardest part of being part of a team is...

COOPERATION

A COOPERATING WORLD

Name: _____

Date: _____


FIND A COMPROMISE

Compromise means to make an agreement by each side accepting something slightly different than what they want.

Steps to compromise:

1. Talk about what happened, how you feel and what you want.
2. Listen to how the other person feels without interrupting.
3. Think of solutions that work for both of you.
4. Agree on a solution.

What happened and how did you feel?



What did the other person want and feel?

Think about the last disagreement you had.

What was the solution to the disagreement?

Would you do anything differently? Is there another solution that could work for both people?

COOPERATION

A COOPERATING WORLD

Name: _____

Date: _____

What are some examples of cooperation you have seen
from others?

Teacher



--	--

Parent/Guardian

--	--

Strangers



--	--

Friends

--	--

COOPERATION

A COOPERATING WORLD


Name: _____

Date: _____

What would society look like if no one cooperated?



Would you want to live in this society, why or why not?




COOPERATION

A COOPERATING WORLD

Name: _____

Date: _____

What would society look like if everyone cooperated?



Would you want to live in this society, why or why not?




COOPERATION

A COOPERATING WORLD

Name: _____

Date: _____

Let's time travel to the future, what is one way you would want people to cooperate more? Why?



Let's time travel to the past, what is one way you would have wanted people to cooperate more? Why?

COOPERATION

SELF-REFLECTION

Name: _____

Date: _____

We all make mistakes, that is how we learn! Think of one example of a time where you did NOT show cooperating behavior.

I was NOT cooperating when I...

○

○

.

What I learned...

○

○

.

This is how I will be more cooperative...

○

○

.

COOPERATION

SELF-REFLECTION

Name: _____

Date: _____

Think about what cooperation means to you and how you like to show cooperation or have others show cooperation to you.

One way I would like to show cooperation



	<p>• •</p> <p>•</p> <p>• •</p>
--	--------------------------------

One way I would want cooperation shown to me



	<p>• •</p> <p>•</p> <p>• •</p>
--	--------------------------------

Cooperating is important to me because



	<p>• •</p> <p>•</p> <p>• •</p>
--	--------------------------------

COOPERATION

SELF-REFLECTION

Name: _____

Date: _____

Think about the ways you show cooperation, pick one that you feel you are consistent in doing and reflects your good character.



COOPERATION

TASK CARDS

TASK

THINK & DISCUSS

CARDS

TIPS FOR USING TASK CARDS

- Encourage students to think about each question and share their response.
- Pair students together to have them take turns answering the task cards.
- Use the task cards as a center activity.
- To make it a writing activity, have students write their responses on paper.
- To make it a class wide activity, read the card out loud and encourage student responses. (see included PowerPoint slides to display on board)




DIG DEEPER QUESTIONS

- Are there multiple answers that could be considered cooperative decisions?
- How are your responses different or similar to other students?
- Why are some of our responses similar or different?
- What impacts our decision to be cooperative or uncooperative?
- Does one uncooperative decision make you an uncooperative person?
- What will happen if you repeatedly make uncooperative decisions?

COOPERATION


What are some ways
to cooperate with
others?



THINK & DISCUSS

COOPERATION


How do friends
cooperate with each
other?



THINK & DISCUSS

COOPERATION

How do teammates
cooperate with each
other?



THINK & DISCUSS

COOPERATION

What are ways
you can be
cooperative
when you are
online?




THINK & DISCUSS

COOPERATION



THINK & DISCUSS

What are some examples of situations that you should NOT cooperate?



COOPERATION



THINK & DISCUSS

What are ways to show cooperation as a student?




COOPERATION



THINK & DISCUSS

What are ways to show cooperation as a family member?



COOPERATION



THINK & DISCUSS

Think of someone who cooperates. How do they cooperate?



COOPERATION


Is helping someone
when they need it
showing cooperation?
Why?



 **THINK & DISCUSS**

COOPERATION


What is one
way you show
cooperation?



 **THINK & DISCUSS**

COOPERATION


Is bossing someone
around showing
cooperation?
Why?



 **THINK & DISCUSS**

COOPERATION

How can you cooperate
in the cafeteria?




 **THINK & DISCUSS**

COOPERATION

How can
you
cooperate
in the
library?



THINK & DISCUSS




COOPERATION

How can
you
cooperate
in the music
room?



THINK & DISCUSS

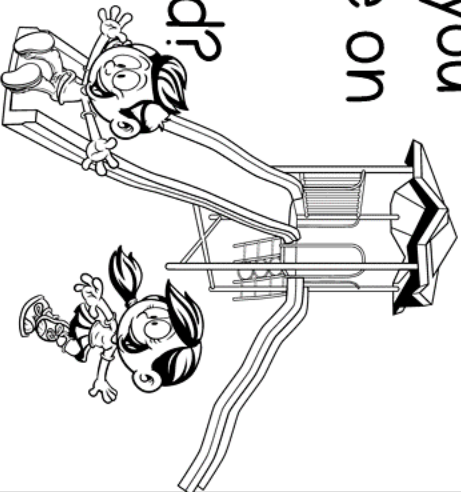


COOPERATION

How can you
cooperate on
the
playground?

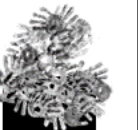


THINK & DISCUSS



COOPERATION

How can
you
cooperate
in the art
room?



THINK & DISCUSS



COOPERATION

How can you cooperate in the school hallway?


THINK & DISCUSS



COOPERATION

How can you cooperate at P.E.?

THINK & DISCUSS



COOPERATION

How can you cooperate with your parents?


THINK & DISCUSS



COOPERATION

How can you cooperate at Recess?

THINK & DISCUSS



COOPERATION

What are the
easiest ways to
cooperate?



THINK & DISCUSS




COOPERATION

How can you
cooperate with
your teacher?



THINK & DISCUSS




COOPERATION

Is helping your
parents around the
house cooperating?
Why?



THINK & DISCUSS



COOPERATION

Is encouraging
others to do their
best showing
cooperation?
Why?



THINK & DISCUSS



COOPERATION

THINK & DISCUSS


Are you cooperating if
you exclude someone
from the group? Why?



COOPERATION

THINK & DISCUSS

What happens
when you don't
cooperate?



COOPERATION

THINK & DISCUSS


Are you cooperating if
you agree to a
compromise?
How?



COOPERATION

THINK & DISCUSS

Is doing all the group
work yourself
showing
cooperation?
Why?



COOPERATION

Are you

cooperating if you
refuse to follow a
rule? Why?



THINK & DISCUSS



COOPERATION

Are you cooperating

if you expect the
group to use only
your ideas? Why?



THINK & DISCUSS



COOPERATION

Are you cooperating if

you ignore the ideas of
the other team
members? Why?



THINK & DISCUSS



COOPERATION

Are you cooperating if

you are using mean
words? Why?



THINK & DISCUSS



COOPERATION

THINK & DISCUSS


What are the hardest ways to cooperate?



COOPERATION

THINK & DISCUSS

How can cooperating change the way that others view you?



COOPERATION

THINK & DISCUSS


Is cooperating an important character trait to have in a friend?



COOPERATION

THINK & DISCUSS

When someone shows uncooperative behavior frequently how do others view them?



COOPERATION

Is cooperating
an important
character trait
for a leader to
have?



THINK & DISCUSS

COOPERATION

Is cooperating an
important
character trait
to have when
using a phone or
computer?



THINK & DISCUSS

COOPERATION


Is cooperating
an important
character trait
for a student to
have?



THINK & DISCUSS

COOPERATION

Is cooperating an
important character
trait
to show working
in a career?



THINK & DISCUSS

COOPERATION

SITUATION CARDS

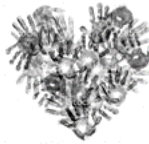
SITUATION

WHAT WOULD YOU DO?

CARDS

TIPS FOR USING CARDS

- Encourage students to think about each scenario and what they would do.
- Pair students together to have them take turns answering the task cards.
- Use the task cards during centers having students answer in small groups.
- To make it a writing activity, have students write their responses on paper or in their journals.
- For a class wide activity or morning meeting, use the included PowerPoint slides



DIG DEEPER QUESTIONS

- What is the cooperative thing to do and why?
- What are the possible consequences of this decision?
- What are the possible positive results of this decision?
- What would happen if an alternative decision was made?
- Does your decision help or hurt others?
- Is what you want to do different than the cooperative thing to do? Why?
- What are all the different decisions that could be made?

COOPERATION



WHAT WOULD YOU DO?

You notice one person is doing all of the group work themselves.

What is the cooperative thing to do?




COOPERATION



WHAT WOULD YOU DO?

You don't like the game being played at the party.

What is the cooperative thing to do?



COOPERATION



WHAT WOULD YOU DO?

You and a classmate both want to use the computer and there is only one.

What is the cooperative thing to do?




COOPERATION



WHAT WOULD YOU DO?

Your parents want you to talk about your day at the dinner table, you don't really feel like talking.

What is the cooperative thing to do?



COOPERATION



WHAT WOULD YOU DO?

You want to go with the idea for the group project that you came up with, but the other group members like a different idea.

What is the cooperative thing to do?



COOPERATION



WHAT WOULD YOU DO?

You see someone who is not being included in the activity.

What is the cooperative thing to do?



COOPERATION



WHAT WOULD YOU DO?

Your teacher asks for volunteers to help decorate a bulletin board.

What is the cooperative thing to do?



COOPERATION



WHAT WOULD YOU DO?

Your friend left their supply box at home and you have a bunch of extra supplies.

What is the cooperative thing to do?




COOPERATION



WHAT WOULD YOU DO?

You were team captain last week and now it's someone else's turn to be captain, but you really like being it.

What is the cooperative thing to do?




COOPERATION



WHAT WOULD YOU DO?

Your friend is not good at sports and usually gets picked last to be on a team.

What is the cooperative thing to do?



COOPERATION



WHAT WOULD YOU DO?

It's your turn to be line leader but your friend really wants to be line leader and has not been it yet.

What is the cooperative thing to do?



COOPERATION



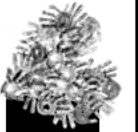
WHAT WOULD YOU DO?

Your part of the group work is due, but you have not finished it and don't feel like doing it.

What is the cooperative thing to do?



COOPERATION



WHAT WOULD YOU DO?

There is only one soccer ball and you are using it. A classmate also wants to use it.

What is the cooperative thing to do?




COOPERATION



WHAT WOULD YOU DO?

Your teammate is frustrated because he feels like no one is listening to his ideas.

What is the cooperative thing to do?



COOPERATION



WHAT WOULD YOU DO?

You are playing a game and want to go first.

What is the cooperative thing to do?




COOPERATION



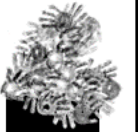
WHAT WOULD YOU DO?

Your brother wants to play with one of your toys.

What is the cooperative thing to do?




COOPERATION



WHAT WOULD YOU DO?

You are team captain, two people on your team want to be pitcher.



What is the cooperative thing to do?

COOPERATION



WHAT WOULD YOU DO?

You tie for first place of the spelling bee. You wish you were the only winner.




What is the cooperative thing to do?

COOPERATION



WHAT WOULD YOU DO?

You want to play a board game, but your friend wants to play outside.



What is the cooperative thing to do?

COOPERATION



WHAT WOULD YOU DO?

Both you and your sister want to call a friend, but you only have one phone.



What is the cooperative thing to do?

COOPERATION



WHAT WOULD YOU DO?

Your teacher assigns two of you the same class job.

What is the cooperative thing to do?



COOPERATION



WHAT WOULD YOU DO?

Your brother wants to use the music player, but you really want to keep using it.

What is the cooperative thing to do?



COOPERATION



WHAT WOULD YOU DO?

You need to practice your instrument in music class, but someone is using it.

What is the cooperative thing to do?



COOPERATION



WHAT WOULD YOU DO?

You're playing at the park with your friend. A new kid comes over and wants to play.

What is the cooperative thing to do?



COOPERATION



WHAT WOULD YOU DO?

You want to ride bikes with your brother, but it's his turn to do the dishes.

What is the cooperative thing to do?




COOPERATION



WHAT WOULD YOU DO?

You have done your share of cleaning up the project. The other kids are fooling around, and the area is still messy.

What is the cooperative thing to do?




COOPERATION



WHAT WOULD YOU DO?

Your friend is struggling with Science and you are really good at Science.

What is the cooperative thing to do?




COOPERATION



WHAT WOULD YOU DO?

Your friend is feeling left out of the group.

What is the cooperative thing to do?




COOPERATION

WHAT WOULD YOU DO?

Your teacher says that the class can have extra recess time if the art project is cleaned up by then. A few kids have already started cleaning.

What is the cooperative thing to do?



COOPERATION

WHAT WOULD YOU DO?

One of the performers for tonight's concert is out sick. Your teacher asks you to step in for them since you know their part.

What is the cooperative thing to do?



COOPERATION

WHAT WOULD YOU DO?

Your friend is trying to fix his broken toy and is not doing it right. You know how to fix it.

What is the cooperative thing to do?



COOPERATION

WHAT WOULD YOU DO?

You see a kid who is on crutches struggling to carry all of his stuff.

What is the cooperative thing to do?



COOPERATION



WHAT WOULD YOU DO?

Your friend gets picked to be on the team, but you do not get picked.

What is the cooperative thing to do?



COOPERATION



WHAT WOULD YOU DO?

A group member is sick and cannot be there to present. You know his part well.

What is the cooperative thing to do?



COOPERATION



WHAT WOULD YOU DO?

You win the race and want to go brag to your friends.

What is the cooperative thing to do?



COOPERATION



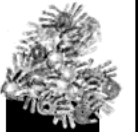
WHAT WOULD YOU DO?

The cafeteria worker asks you to sit next to a student that is always sitting alone.

What is the cooperative thing to do?



COOPERATION



WHAT WOULD YOU DO?

When working with your group, someone says an idea that you think is terrible.




What is the cooperative thing to do?

COOPERATION



WHAT WOULD YOU DO?

Your teacher changes your seat and you do not like where you are seated.



What is the cooperative thing to do?

COOPERATION



WHAT WOULD YOU DO?

You have the ball but see that your teammate is closer to the basket to score.



What is the cooperative thing to do?

COOPERATION



WHAT WOULD YOU DO?

Your grandfather is working on completing a puzzle and asks for your help, but you don't really like puzzles.



What is the cooperative thing to do?

COOPERATION

WORKING WELL

together **AS A**

team **TO GET**

SOMETHING

done.

CHARACTER EDUCATION

COOPERATION
WORKING WELL

together **AS A TEAM**



TO GET

SOMETHING

done.

CHARACTER EDUCATION

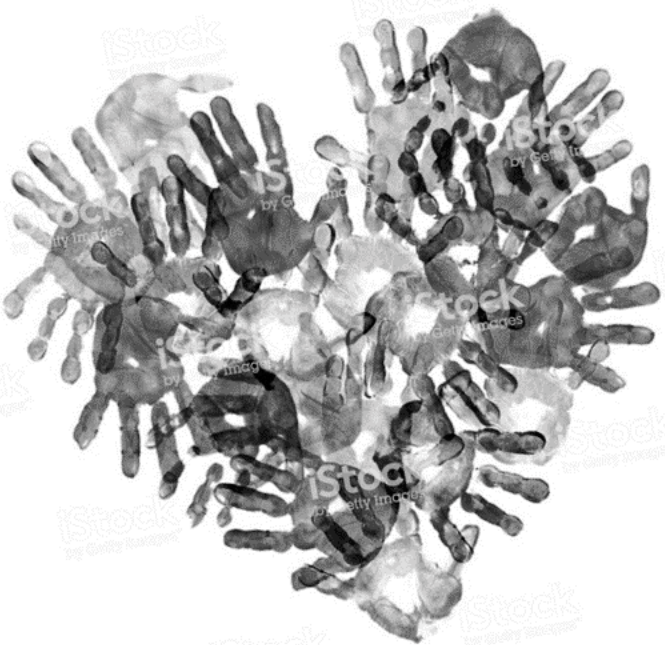
**COOPERATION
WORKING WELL**

**together AS A
team TO GET**

SOMETHING

done.

CHARACTER EDUCATION



COOPERATION

WORKING WELL together AS A team TO GET
SOMETHING done.

Listen to
others.


Share and
take turns.

Make others
feel included.

Compromise.

Be kind and
helpful.

Do my part
of a task.



CHARACTER EDUCATION

© Heart & Mind Teaching

QUOTE ABOUT


COOPERATION
“COMING TOGETHER IS A

**BEGINNING, STAYING TOGETHER
IS PROGRESS, AND WORKING
TOGETHER IS SUCCESS.”**

- HENRY FORD

CHARACTER EDUCATION


STUDENTS WITH COOPERATION



**WORK SUCCESSFULLY WITH OTHERS TO GET
SOMETHING DONE.**


- * Share and take turns.**
- * Do my part of the work.**
- * Listen, help, and include others.**
- * Find a peaceful compromise to a conflict.**

CAREERS WITH COOPERATION CONSTRUCTION WORKER



Construction workers work to build things and are responsible for loading and unloading building materials, removing debris, and operating heavy equipment. Construction workers work together to keep the construction site clean by removing rubble and keeping supplies in order. When operating large machines, one person drives while others on the ground help to navigate and complete the task. One person may be operating the excavator to dig up dirt, another taking the dirt away in the dump truck. Each person contributes to help build something new.

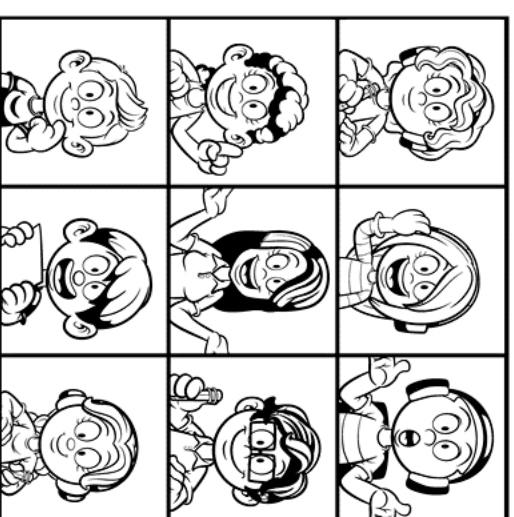
LEADERS WITH COOPERATION SACAGAWEA



Sacagawea was a Native American woman who at age 16, helped the Lewis and Clark Expedition to explore the Louisiana Territory. She traveled thousands of miles from North Dakota to the Pacific Ocean and back, all with a 2-month-old baby. She helped to communicate and translate with different Native American Tribes and helped navigate the difficult terrain. Sacagawea also helped to identify roots, plants and berries that were edible or could be used as medicine. She survived illness, floods, extreme temperatures, food shortages, and much more but successfully helped to complete the expedition.

DIGITAL

COOPERATION




**WORKING TOGETHER IN AN ONLINE
FORMAT TO GET SOMETHING ACCOMPLISHED.**

- ✱ Before you press send, think, is it helpful?
- ✱ Take turns speaking.
- ✱ Use the mute button when you are not speaking.
- ✱ Stay focused and on topic.

COOPERATION

LOOKS LIKE



- * I share with others.
- * I take turns.
- * I help people when I can.
- * I include others.
- * I encourage others to do their best.
- * I do my part of a task.
- * I get along with others.

COOPERATION


SOUNDS LIKE



- * I listen to others.
- * I cheer others on.
- * I use kind words.
- * I give compliments to others.
- * I tell others when they have done something good.
- * I talk about disagreements and compromise to find a solution.

COOPERATION

FEELS LIKE



- * I feel helpful.
- * I feel friendly.
- * I feel part of a team.
- * I make others feel needed.
- * I feel productive.
- * I feel agreeable.
- * I make others feel included.
- * I feel at peace with others.

MY COOPERATION PLEDGE

This is how I am going to Cooperate:

--	--	--




Pledge by: _____




MY COOPERATION PLEDGE

This is how I am going to Cooperate:


--	--	--




Pledge by: _____









GOOGLE CLASSROOM

Your resource comes with a digital version for use in Google Slides via Google Classroom. Follow these steps to upload your resource.

1 Click here  [Character Education: Cooperation](#)

2 You will be prompted to make a copy of the resource. Click on the blue box that says “Make a copy” and the resource will go directly into your Google drive.

Google Drive

Copy document

Would you like to make a copy of Career Interest Inventory?

Make a copy



3 Go to your Google Drive and locate the copy of the file. You can rename the file at this point or add/delete slides.

4 Next, go to your Google Classroom and add an assignment. Select the Google Drive Symbol and select the resource you want to assign.

5 From here, you should see a grey box that says “Students can view file.” Click the grey box. A dropdown menu should appear. Select, “Make a copy for each student.”

YOU HAVE TO MAKE A COPY FOR EACH STUDENT!

Otherwise they will all be editing the same file.

Click “Assign” in the top right corner if you’re ready to post!

This product is meant to be used in “edit” mode (not “presentation” mode). Edit mode is the only mode that allows drag & drop and writing in text boxes.

Helpful links for using Google Classroom:

[Teacher Tips for using Google Classroom \(TPT blog\)](#)

[Getting Started with Google Classroom \(youtube video\)](#)



Thank you for supporting my little shop!

Hi there! I'm Ashley- a School Counselor, curriculum developer, blogger, and mama to two young boys. I have a passion for creating fun and engaging resources for Counseling and Social Emotional Learning.

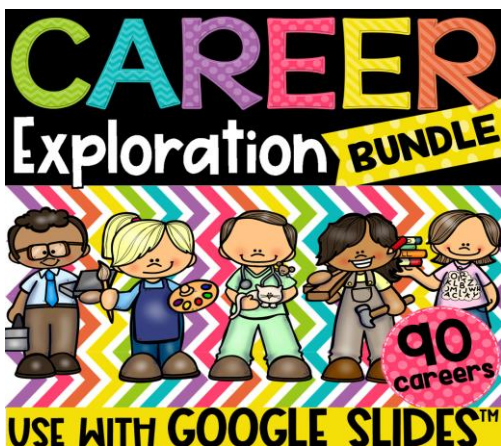
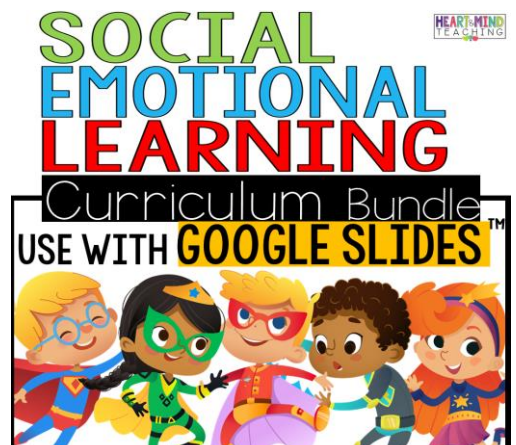
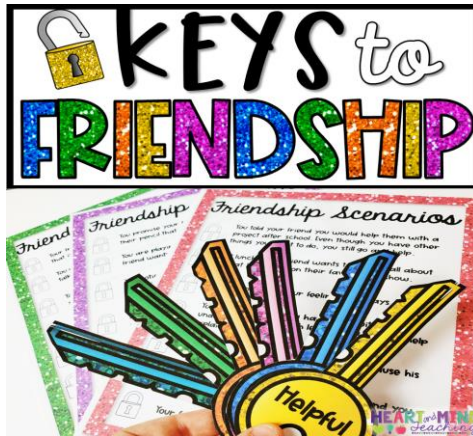
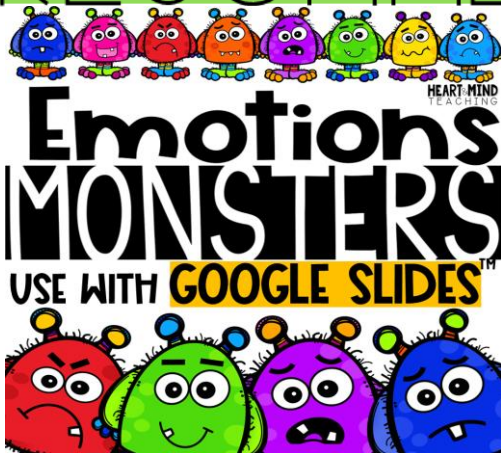
Access my
Freebie Library



FOLLOW FOR EXCLUSIVE SAVINGS
New products are 50% off for 24hrs.

➡ **CLICK HERE** ⬅

RECOMMENDED RESOURCES



TERMS OF USE

© Heart and Mind Teaching, 2021. All rights reserved. Purchase of this item entitles the purchaser the right to reproduce for classroom, personal, and google classroom use only. Use in multiple classrooms, requires the purchase of additional licenses. Redistribution or duplication of this product is strictly forbidden without the written permission of the publisher. Copying any part of this product and placing it on a publicly accessible website is strictly forbidden and is a violation of the Digital Millennium Copyright Act (DMCA). You may post this for single-classroom use on a password protected student site such as google classroom. **You may NOT post my products on any public, for-profit, or commercial websites or entities, such as Outschool.** Please do not sell or distribute any part of this as your own. Thank you for abiding by universally accepted codes of professional ethics while using this product.

Questions or Concerns?

Please reach out to me at:

heartandmindteaching@gmail.com



CREDITS



[Gayle McGlaufflin](#)